



**Shri Nagpur Gujarati Mandal  
VMV Comm JMT Arts and JJP Science College  
Wardhaman Nagar, Nagpur**



**ANALYSIS OF FEEDBACK ON  
CURRICULUM BY STUDENTS:  
ACADEMIC YEAR - 2020-21  
INTERNAL QUALITY ASSURANCE CELL**



## ANALYSIS OF FEEDBACK ON CURRICULUM BY STUDENTS:

The Feedback Committee of the institution designs the feedback forms, and invite feedback from the stakeholders to monitor and evaluate its performance quality on curriculum and curriculum related issues. Accordingly the feedback forms were collected from students on several aspects of curriculum and its learning related issues in terms of quality, competence, skills and professionalism, that is overall delivery of curriculum by teachers.

Students were provided with an opportunity to comment on the learning experiences and assess the performance of teachers in the classroom. For this academic year 2020-21, the feedback has been collected from 585 students from across the streams of arts, commerce and management, Science and Computer Department.

The report of feedback analysis is submitted to the principal of the Institution which forwarded to the IQAC for necessary action. The teachers after the student feedback are instructed to take necessary measures and actions, so as to comply with the issues raised by the learners.

### STUDENT FEEDBACK :

Questions	Excellent	Good	Average	Below Average	Total
Regularity for taking lectures and Practicals.	229	301	46	09	585
Punctual in the timing of class.	185	313	68	19	585
Presents the material clearly.	186	316	70	13	585
Cares about the students and to solve difficulties.	224	270	67	24	585
The teacher is Knowledgeable.	324	227	27	07	585
Skills in explaining difficult points	198	308	60	19	585
Use of case studies, illustrations, current events in teaching	179	320	64	22	585
Motivating to develop interest in the subject for higher studies	236	270	59	20	585
Conducting the class tests.	162	296	97	30	585
Weightage given to Employability	169	299	92	25	585
Weightage given to Entrepreneurship	162	310	90	23	585
Weightage given to Skill development	194	301	75	15	585
Difficulty level of course content	155	318	93	19	585
Quality, Clarity and relevance of textual reading/ Reference material / Study material.	198	310	58	19	585



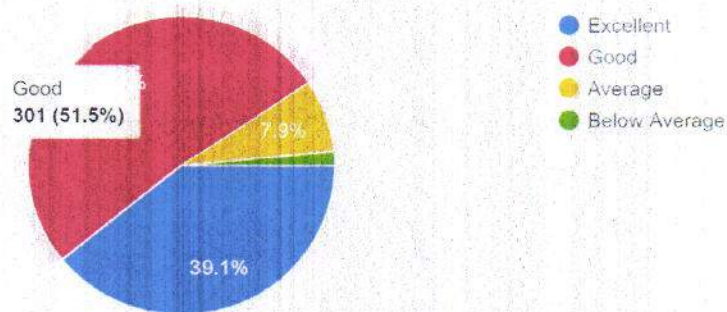
## STUDENT FEEDBACK :

### 1. Regularity for taking lectures and practicals.

Regularity for taking lectures and practicals.	Excellent	Good	Average	Below Average
%Response	39.1	51.5	7.9	1.5

#### 1) Regularity for taking lectures and practicals.

585 responses

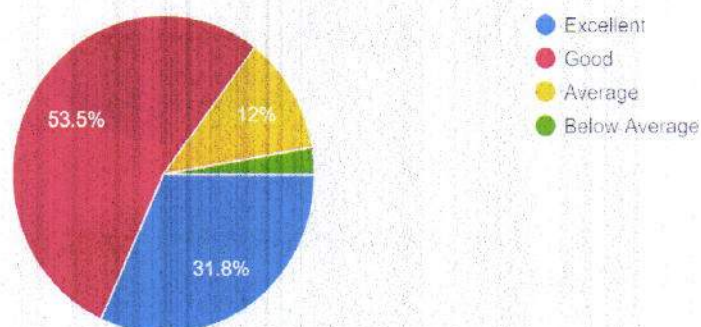


### 2. Punctual in the timing of class.

Punctual in the timing of class.	Excellent	Good	Average	Below Average
%Response	31.8	10.6	24.3	3.5

#### 2) Punctual in the timing of class.

585 responses

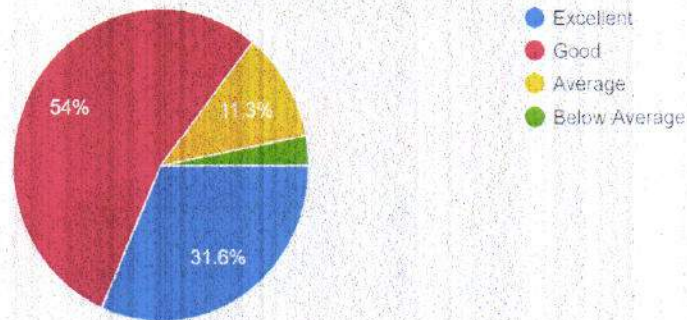


### 3.Presents the material clearly

Presents the material clearly	Excellent	Good	Average	Below Average
%Response	31.6	54	11.3	3.5

3) Presents the material clearly.

585 responses

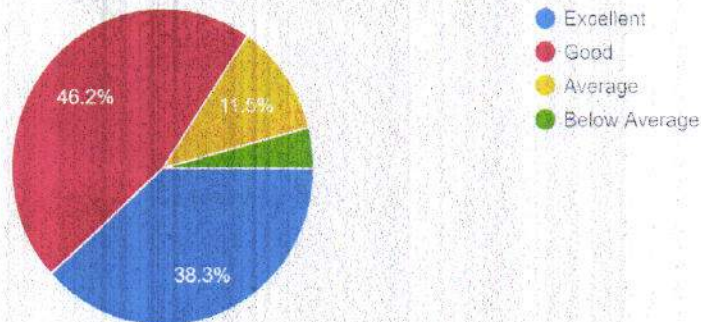


### 4.Cares about the students and to solve difficulties.

Cares about the students and to solve difficulties.	Excellent	Good	Average	Below Average
%Response	38.3	46.2	11.5	3.5

4) Cares about the students and to solve difficulties.

585 responses






## 5. The teacher is Knowledgeable

The teacher is Knowledgeable	Excellent	Good	Average	Below Average
%Response	55.4	38.8	4.6	1.2

5) The teacher is Knowledgeable.

585 responses

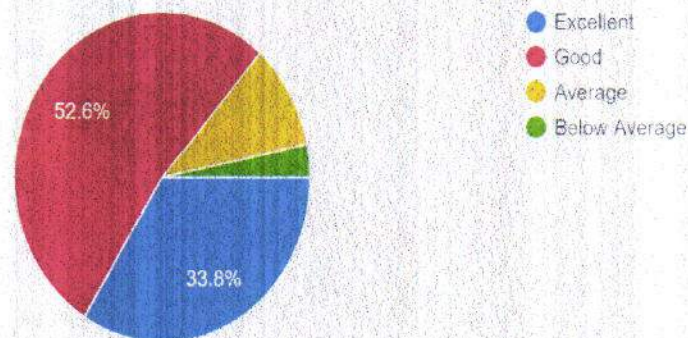


## 6. Skills in explaining difficult points.

Skills in explaining difficult points.	Excellent	Good	Average	Below Average
%Response	33.8	52.6	10.3	3.2

6) Skills in explaining difficult points.

585 responses



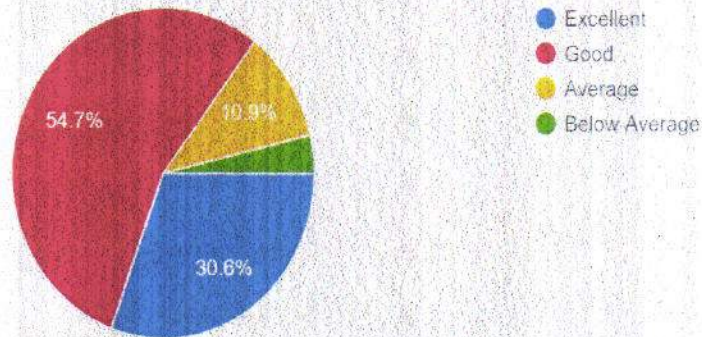


### 7. Student teacher interaction

Student teacher interaction	Excellent	Good	Average	Below Average
%Responses	30.60	54.70	10.90	3.80

7) Use of case studies, illustrations, current events in teaching.

585 responses

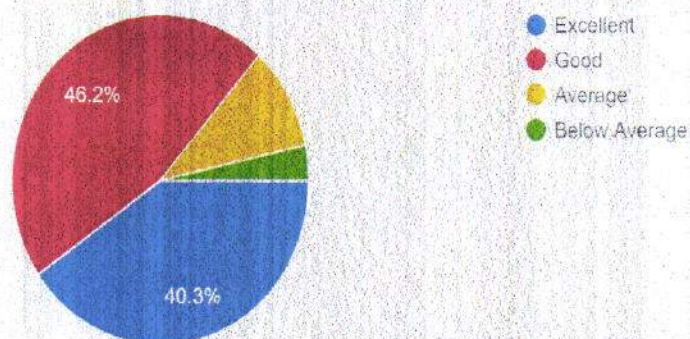


### 8. Motivating to develop interest in the subject for higher studies.

Motivating to develop interest in the subject for higher studies.	Excellent	Good	Average	Below Average
%Responses	40.3	46.2	10.1	3.4

8) Motivating to develop interest in the subject for higher studies.

585 responses



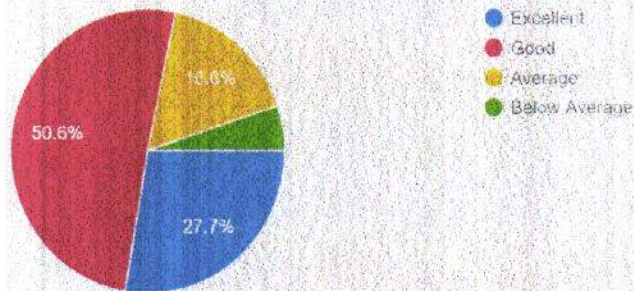


### 9. Conducting the class tests.

Conducting the class tests.	Excellent	Good	Average	Below Average
%Response	27.7	50.6	16.6	5.1

#### 9) Conducting the class tests.

585 responses

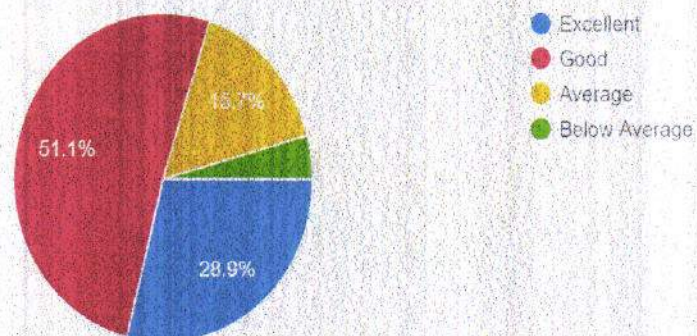


### 10. Weightage given to Employability.

Weightage given to Employability	Excellent	Good	Average	Below Average
%Response	28.9	51.5	15.7	4.3

#### 10) Weightage given to Employability.

585 responses

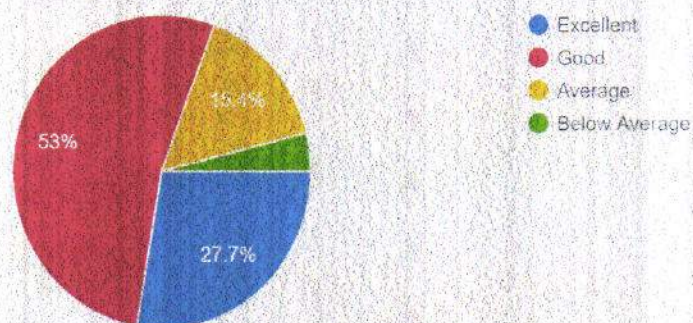




### 11.Weightage given to Entrepreneurship

Weightage given to Entrepreneurship	Excellent	Good	Average	Below Average
%Response	27.7	53	15.4	3.9

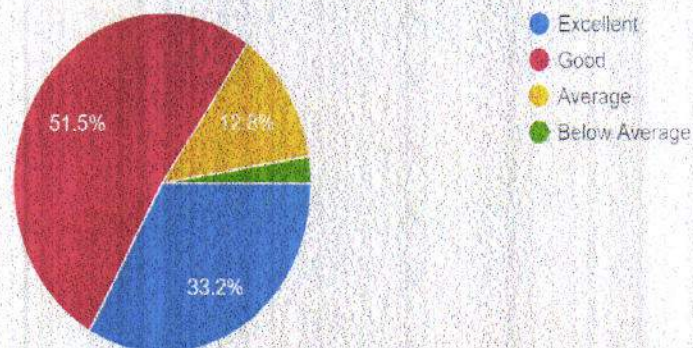
11) Weightage given to Entrepreneurship  
585 responses



### 12.Weightage given to skill development.

Weightage given to skill development	Excellent	Good	Average	Below Average
%Response	33.2	51.5	12.8	2.6

12) Weightage given to Skill development  
585 responses



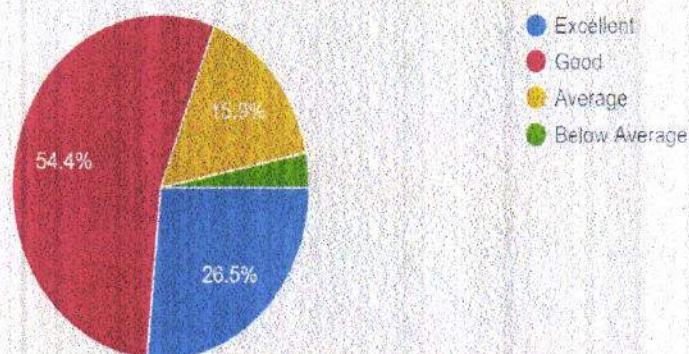


### 13. Difficulty level of course content

Difficulty level of course content	Excellent	Good	Average	Below Average
%Response	26.5	54.4	15.9	3.2

13) Difficulty level of course content

585 responses

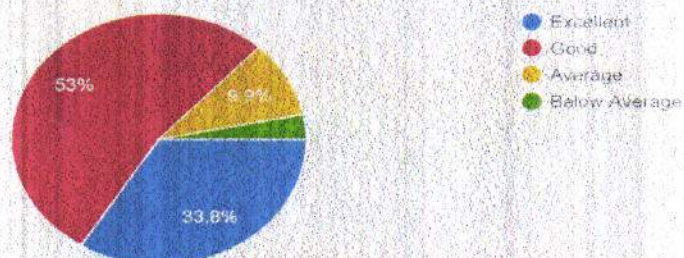


### 14. Quality, Clarity and relevance of textual reading/Reference material/Study material.


Quality, Clarity and relevance of textual reading/Reference material/Study material	Excellent	Good	Average	Below Average
%Response	33.8	53	9.9	3.2


14) Quality, Clarity and relevance of textual reading/ Reference material/ Study material.


585 responses



**Overall Analysis** : The overall analysis of the feedback data reveals that teachers have been performing well and supportive to the student.

  
(Dr. Pratap M. Chauhan)  
Convener, Criterion – I

  
(Dr. Mrs. S. R. Mishra)  
IQAR, Coordinator  
Director, IQAC

  
(Dr. M. G. Chandekar)  
Principal  
Principal

V. M. Vasant Com., J. M. Thakar Arts  
& J. J. Patel Sc. College  
Wardhaman Nagar, Nagpur

VMV Commerce JMT Arts &  
JJP Science College  
Wardhaman Nagar, Nagpur





**Shri Nagpur Gujarati Mandal  
VMV Comm JMT Arts and JJP Science College  
Wardaman Nagar, Nagpur**



**ANALYSIS OF FEEDBACK ON  
CURRICULUM BY TEACHERS:  
ACADEMIC YEAR - 2020-21  
INTERNAL QUALITY ASSURANCE  
CELL**



## ANALYSIS OF FEEDBACK ON CURRICULUM BY TEACHERS :

The Feedback Committee of the institution designs the feedback and collects feedback from its stakeholders to monitor and evaluate its performance quality on curriculum and curriculum related issues. The feedback were invited from teachers on issues like suitability of the course and its need, outcome of the curriculum, relationship with course content and corresponding reference material, availability of reference materials vis-avis curriculum, evaluation methods and curriculum delivery, etc.

Accordingly, an online Google form was prepared to seek feedback from permanent faculty to strengthen the quality of teaching-learning process. The feedback on curriculum from 60 permanent faculty members of the institution for the academic year 2020-21 was collected. The report of feedback analysis is submitted to the principal of the Institution which forwarded to the IQAC for necessary action. The teachers after the student feedback are instructed to take necessary measures and actions, so as to comply with the issues raised by the teachers.

### TEACHERS FEEDBACK :

Questions	Excellent	Good	Average	Below Average	Total
1) Syllabus is suitable to the course.	16	41	3	00	60
2) Aims and objectives of the syllabi are well defined and clear to teachers and students.	20	35	05	00	60
3) Course content if followed by corresponding reference materials.	17	42	1	1	60
4) Syllabus has good balance between theory and application.	17	33	09	01	60
5) Syllabus has made me interested in the subject area.	23	30	07	00	60
6) The books prescribed are relevant, updated and appropriate.	21	32	06	01	60
7) Infrastructural facilities such as teachers room, class rooms, Labs are available in the college.	30	28	01	01	60
8) I have the freedom to adopt new techniques/ strategies of teaching such as seminar presentations, group discussions and learners participation.	39	21	00	00	60
9) Applicability/ relevance to real life situations & local developmental needs.	17	40	02	01	60



10)Weightage given to Employability.	14	38	07	01	60
11)Weightage given to Entrepreneurship.	14	38	07	01	60
12) Weightage given to Skill development.	27	29	03	01	60
13) Weightage given to Project	25	33	01	01	60
14) Weightage given to Learning Values (in terms of knowledge, concepts manual skills, analytical abilities and broadening perspectives)	21	37	02	00	60
15) Quality Clarity and relevance of textual reading/References material/Study material.	18	40	02	00	60

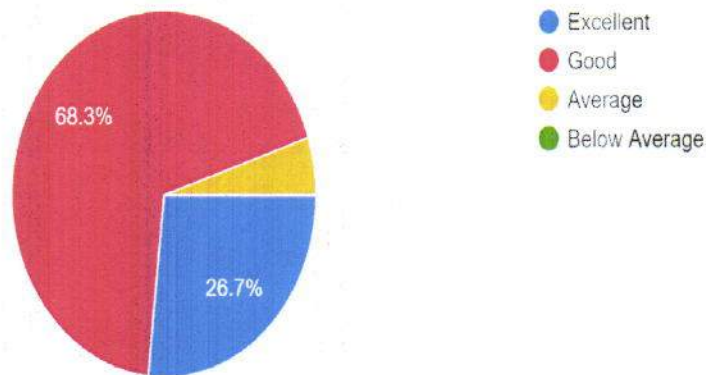
## TEACHERS FEEDBACK :

### 1. Syllabus is suitable to the course.

Syllabus is suitable to the course	Excellent	Good	Average	Below Average
%Response	26.70	68.30	5.00	00

1) Syllabus is suitable to the course.

60 responses



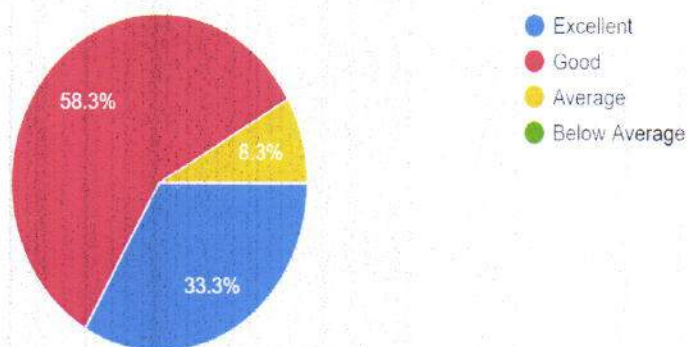


**2. Aims and objectives of the syllabi are well defined and clear to teachers and students.**

Aims and objectives of the syllabi are well defined and clear to teachers and students.	Excellent	Good	Average	Below Average
<b>%Response</b>	<b>33.30</b>	<b>58.30</b>	<b>8.30</b>	<b>00</b>

2) Aims and objectives of the syllabi are well defined and clear to teachers and students.

60 responses

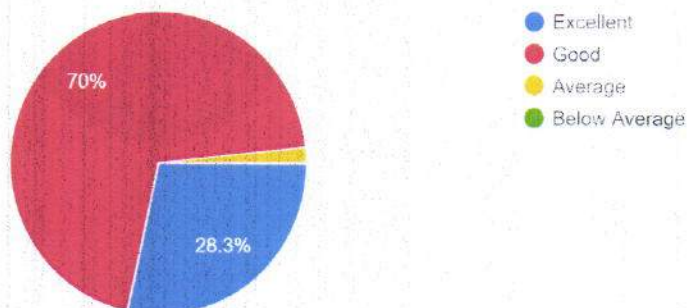


**3. Course content if followed by corresponding reference materials.**

Course content if followed by corresponding reference materials	Excellent	Good	Average	Below Average
<b>%Response</b>	<b>28.30</b>	<b>70.00</b>	<b>1.70</b>	<b>00</b>

3) Course content if followed by corresponding reference materials.

60 responses



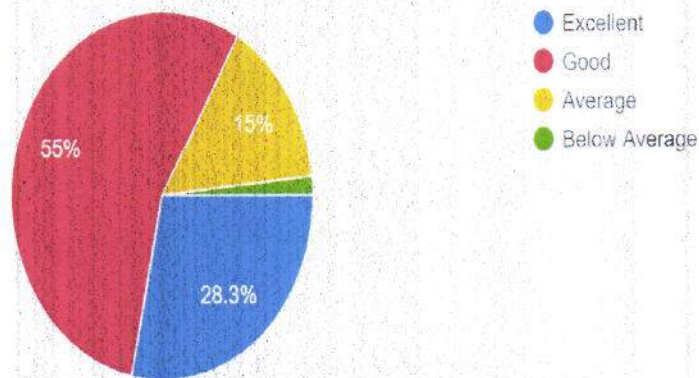


**4.Syllabus has good balance between theory and application.**

Syllabus has good balance between theory and application.	Excellent	Good	Average	Below Average
<b>%Response</b>	<b>28.30</b>	<b>55.00</b>	<b>15.00</b>	<b>1.70</b>

4) Syllabus has good balance between theory and application.

60 responses

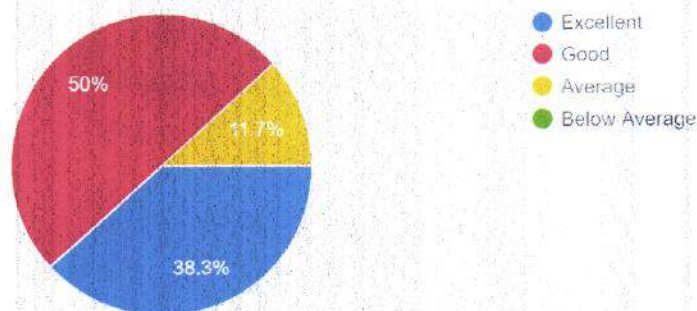


**5.Syllabus has made me interested in the subject area**

Syllabus has made me interested in the subject area	Excellent	Good	Average	Below Average
<b>%Response</b>	<b>38.30</b>	<b>50.00</b>	<b>11.70</b>	<b>00</b>

5) Syllabus has made me interested in the subject area.

60 responses



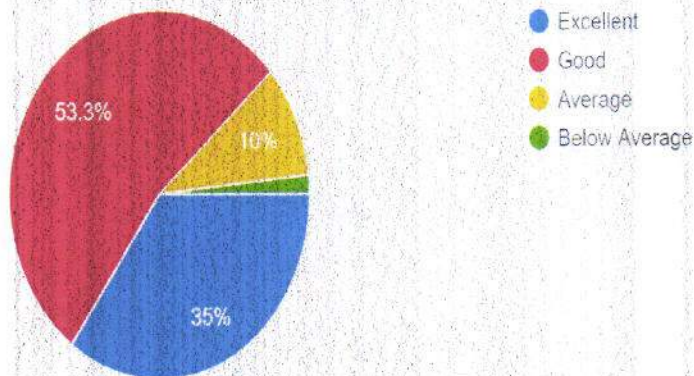


**6.The books prescribed are relevant, updated and appropriate.**

The books prescribed are relevant, updated and appropriate	Excellent	Good	Average	Below Average
<b>%Response</b>	<b>35.00</b>	<b>53.30</b>	<b>10.00</b>	<b>1.70</b>

6) The books prescribed are relevant, updated and appropriate.

60 responses



**7.Infrastructure facilities such as teachers room, class rooms, Labs are available in the college.**

Infrastructure facilities such as teachers room, class rooms, Labs are available in the college.	Excellent	Good	Average	Below Average
<b>%Response</b>	<b>50.00</b>	<b>46.70</b>	<b>1.65</b>	<b>1.65</b>

7) Infrastructure facilities such as teachers room, class rooms, Labs are available in the college.

60 responses



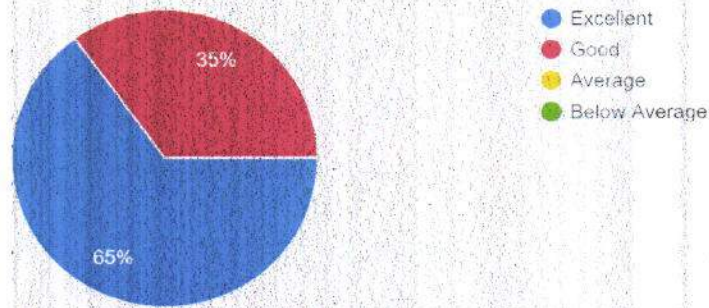


8.) I have the freedom to adopt new techniques/ strategies of teaching such as seminar presentations, group discussions and learners participation.

I have the freedom to adopt new techniques/ strategies of teaching such as seminar presentations, group discussions and learners participation.	Excellent	Good	Average	Below Average
%Response	65.00	35.00	00	00

8) I have the freedom to adopt new techniques/ strategies of teaching such as seminar presentations, group discussions and learners participation.

60 responses

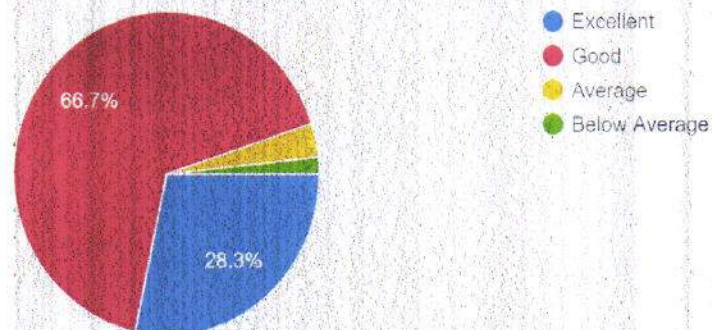


9. Applicability/relevance to real life situation & local development needs.

Applicability/relevance to real life situation & local development needs.	Excellent	Good	Average	Below Average
%Response	28.30	66.70	3.30	1.70

9) Applicability/ relevance to real life situations & local developmental needs.

60 responses



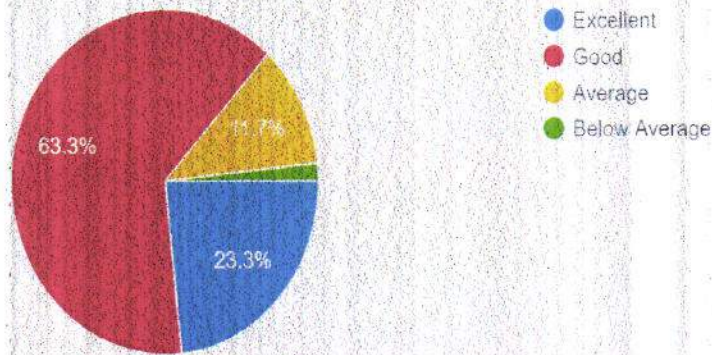


### 10.Weightage given to Employability.

Weightage given to Employability	Excellent	Good	Average	Below Average
%Response	23.30	63.60	11.70	1.70

10) Weightage given to Employability.

60 responses

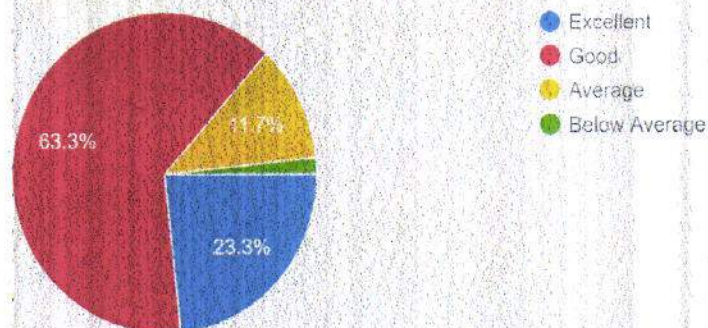


### 11.Weightage given to Entrepreneurship

Weightage given to Entrepreneurship	Excellent	Good	Average	Below Average
%Response	23.30	68.30	11.70	1.70

11) Weightage given to Entrepreneurship.

60 responses



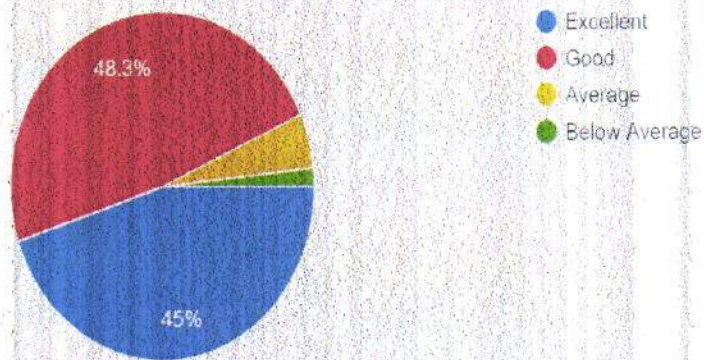


**12.Weightage given to skill development.**

Weightage given to skill development	Excellent	Good	Average	Below Average
%Response	45.00	48.30	5.00	1.70

12) Weightage given to Skill development.

60 responses

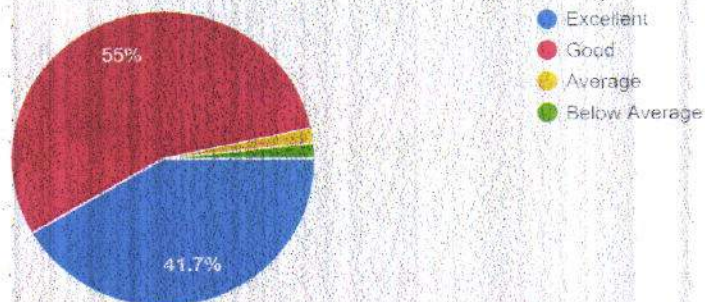


**13.Weightage given to Project**

Weightage given to Project	Excellent	Good	Average	Below Average
%Response	41.70	55.00	1.70	1.70

13) Weightage given to Project

60 responses






**14. Weightage given to Learning Values (in terms of knowledge, concepts manual skills, analytical abilities and broadening perspectives).**

Weightage given to Learning Values (in terms of knowledge, concepts manual skills, analytical abilities and broadening perspectives)	Excellent	Good	Average	Below Average
%Response	35.00	61.70	3.30	00

14) Weightage given to Learning Values (in terms of knowledge, concepts manual skills, analytical abilities and broadening perspectives)

60 responses

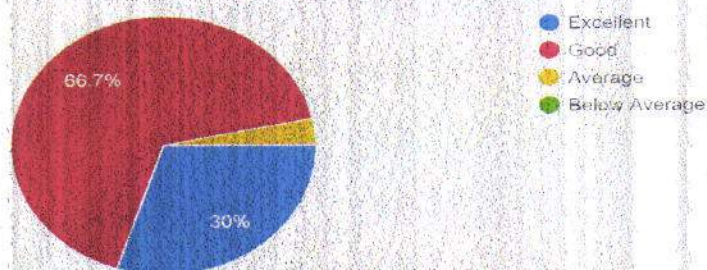


**15. Quality Clarity and relevance of textual reading/References material/Study material.**


Quality, Clarity and relevance of textual reading/Reference material/Study material	Excellent	Good	Average	Below Average
%Response	30.00	66.70	3.30	00

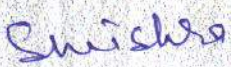
15) Quality Clarity and relevance of textual reading/References material/Study material.


60 responses



**Overall Analysis :** The feedback from the faculty members suggested that the curriculum is inclusive of the all aspects of students learning. It is well and designed according to the need in the present academic scenario.

  
(Dr. Pratap M. Chauhan)  
Convener, Creterion – I

  
(Dr. Mrs. S. R. Mishra)  
IQAR, Coordinator  
Director, IQAC

  
(Dr. M. G. Chandekar)  
Principal

V. M. Vasant Com., J. M. Thakar Arts & J. J. Patel Sc. College  
Wardhaman Nagar, Nagpur

VMV Commerce JMT Arts & JJP Science College  
Wardhaman Nagar, Nagpur





**Shri Nagpur Gujarati Mandal  
VMV Comm JMT Arts and JJP Science College  
Wardaman Nagar, Nagpur**



**ANALYSIS OF FEEDBACK ON  
CURRICULUM BY ALUMNI :  
ACADEMIC YEAR - 2020-21  
INTERNAL QUALITY ASSURANCE CELL**



## ANALYSIS OF FEEDBACK ON CURRICULUM BY ALUMNI:

It is a standard practice of the institution to take feedback on curriculum from its alumni members. The institution considers alumni as its most important pillar and they can provide quality suggestions on curriculum. For this activity, a special committee is setup named as Feedback Analysis Committee. This committee invites feedback on curriculum from the alumni. The issues like adequacy of courses, enrichment of content, compatibility with industries, self learning and problem solving skills are considered while collecting the feedback. The feedback suggested that the syllabus should include more of the practical aspects like communication and other applied aspects

The report of feedback analysis is submitted to the principal of the Institution which forwarded to the IQAC for necessary action. The teachers after the student feedback are instructed to take necessary measures and actions, so as to comply with the issues raised by the Alumni.

### ALUMNI FEEDBACK :

Questions	Excellent	Good	Average	Below Average	Total
1) Applicability /relevance to real life situations & local developmental needs	42	30	01	00	73
2) Weightage given to Employability	33	35	05	00	73
3) Weightage given to Entrepreneurship	33	33	07	00	73
4) Weightage given to Skill development	37	29	06	01	73
5) Weightage given to Project	40	30	03	00	73
6) Weightage given to practical and field work component	35	32	05	01	73
7) Usefulness of Syllabus at workplace	39	28	06	00	73
8) Weightage given to Learning values (in terms of knowledge, concepts, manual skills, analytical abilities and broadening perspectives)	34	36	03	00	73
9) Creation of interest to pursue higher education	47	24	02	00	73
10) Weightage given to practical, field work component	30	39	03	01	73
11) Syllabus has good balance between theory & Application	38	31	03	01	73



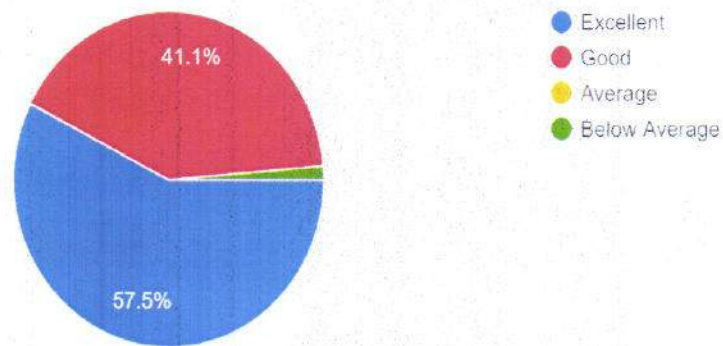
## ALUMNI FEEDBACK

### 1) Applicability /relevance to real life situations & local developmental needs

Applicability /relevance to real life situations & local developmental needs	Excellent	Good	Average	Below Average
% Response	26.70	68.30	5.00	00

#### 1) Applicability /relevance to real life situations & local developmental needs

73 responses

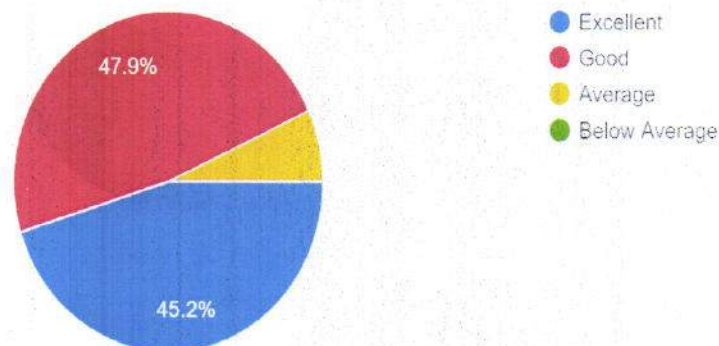


### 2.Weightage given to Employability

Weightage given to Employability.	Excellent	Good	Average	Below Average
% Response	33.30	58.30	8.30	00

#### 2) Weightage given to Employability

73 responses



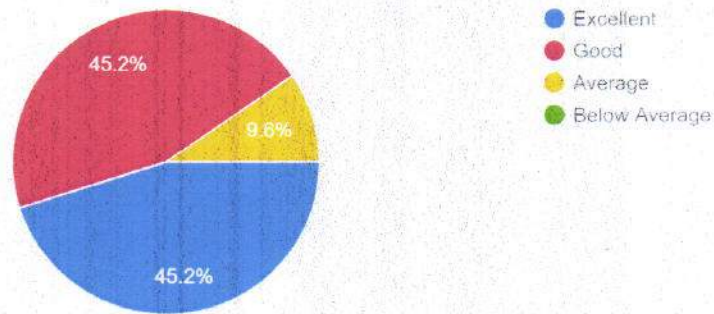


### 3. Weightage given to Entrepreneurship.

Weightage given to Entrepreneurship	Excellent	Good	Average	Below Average
%Response	28.30	70.00	1.70	00

#### 3) Weightage given to Entrepreneurship

73 responses

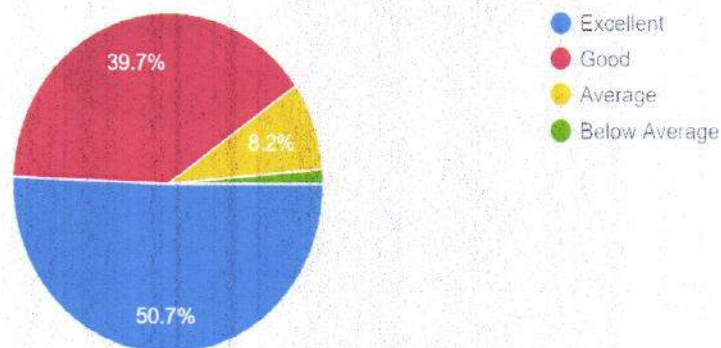


### 4) Weightage given to Skill development

Weightage given to Skill development	Excellent	Good	Average	Below Average
%Response	28.30	55.00	15.00	1.70

#### 4) Weightage given to Skill development

73 responses



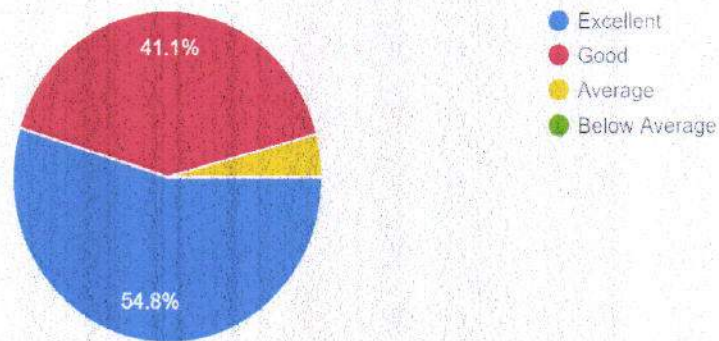


### 5) Weightage given to Project

Weightage given to Project	Excellent	Good	Average	Below Average
% Responses	38.30	50.00	11.70	00

### 5) Weightage given to Project

73 responses

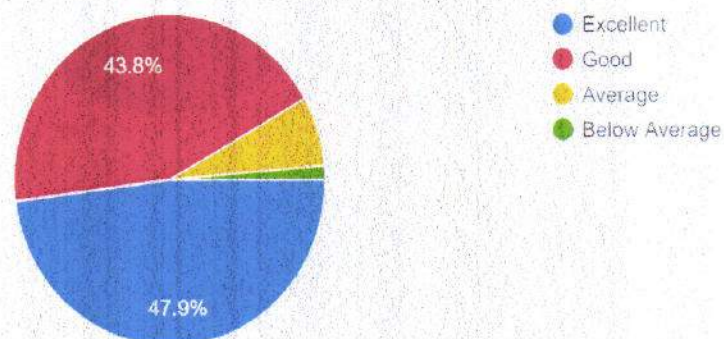


### 6. Weightage given to practical and field work component.

Weightage given to practical and field work component	Excellent	Good	Average	Below Average
% Responses	35.00	53.30	10.00	1.70

### 6) Weightage given to practical and field work component

73 responses



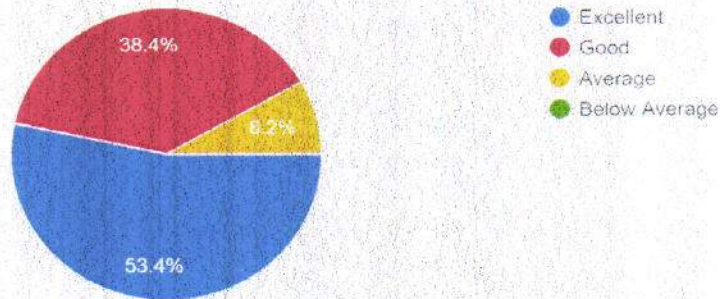


**7. Usefulness of Syllabus at workplace.**

Usefulness of Syllabus at workplace	Excellent	Good	Average	Below Average
% Response	50.00	46.70	1.65	1.65

7) Usefulness of Syllabus at workplace

73 responses



**8) Weightage given to Learning values (in terms of knowledge, concepts, manual skills, analytical abilities and broadening perspectives).**

Weightage given to Learning values (in terms of knowledge, concepts, manual skills, analytical abilities and broadening perspectives).	Excellent	Good	Average	Below Average
%Response	65.00	35.00	00	00

8) Weightage given to Learning values (in terms of knowledge, concepts, manual skills, analytical abilities and broadening perspectives)

73 responses





**9. Creation of interest to pursue higher education.**

Creation of interest to pursue higher education	Excellent	Good	Average	Below Average
<b>% Response</b>	<b>28.30</b>	<b>66.70</b>	<b>3.30</b>	<b>1.70</b>

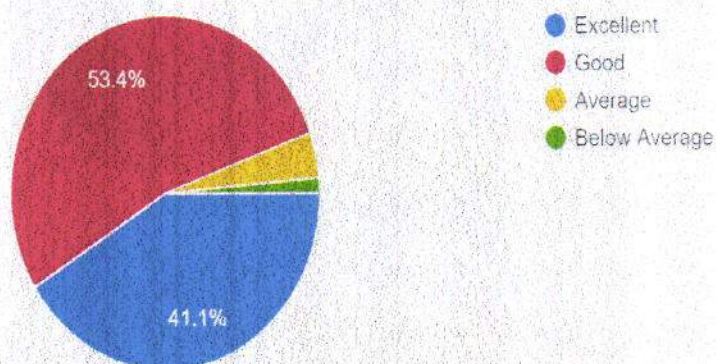
9) Creation of interest to pursue higher education  
73 responses



**10. Weightage given to practical, field work component.**

Weightage given to practical, field work component	Excellent	Good	Average	Below Average
<b>%Response</b>	<b>23.30</b>	<b>63.60</b>	<b>11.70</b>	<b>1.70</b>

10) Weightage given to practical, field work component  
73 responses






### 11.Syllabus has good balance between theory & Application


Syllabus has good balance between theory & Application	Excellent	Good	Average	Below Average
%Response	23.30	68.30	11.70	1.70

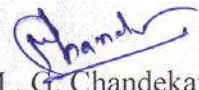
11) Syllabus has good balance between theory & Application  
73 responses



**Overall Analysis :** The Alumni opined that the syllabus is comprehensive, however, suggested inclusion of entrepreneurship development communication and soft-skill. This would be useful for employability as evident in the feedback.

  
(Dr. Pratap M. Chauhan)  
Convener, Criterion – I

  
(Dr. Mrs. S. R. Mishra)  
IQAR, Coordinator  
Director, IQAC  
V. M. Vasant Com., J. M. Thakar Arts  
& J. J. Patel Sc. College  
Wardhaman Nagar, Nagpur

  
(Dr. M. G. Chandekar)  
Principal  
Principal  
VMV Commerce JMT Arts &  
JJP Science College  
Wardhaman Nagar, Nagpur





**Shri Nagpur Gujarati Mandal  
VMV Comm JMT Arts and JJP Science College  
Wardaman Nagar, Nagpur**



**ANALYSIS OF FEEDBACK ON  
CURRICULUM BY EMPLOYERS:  
ACADEMIC YEAR - 2020-21  
INTERNAL QUALITY ASSURANCE CELL**



## ANALYSIS OF FEEDBACK ON CURRICULUM BY EMPLOYERS:

It is a standard practice of the institution to take feedback on curriculum from its employers. The institution considers employers as its stakeholder and they can provide good suggestions on curriculum. For this activity, a special committee is setup called as the Feedback Analysis Committee. This committee designs and collects feedback. As such, a feedback was invited from the employers on various aspects like Communication Skills, Problem Solving Skills, Organizational Skills, use of technology, adaptability to change, etc.

The employers in their feedback suggested to create opportunities for student leadership development they evaluated positively the soft skills and professional skills among the college students concluding the adequateness of the curriculum.

A final report is prepared on all the collected feedback and it is submitted to the Principal of the Institution and then forwarded to IQAC. The same report is then shared with heads so that necessary constructive measures can be taken to meet the expectations of employers towards curriculum.

The report of feedback analysis is submitted to the principal of the Institution which is forwarded to the IQAC for necessary action. The teachers after the student feedback are instructed to take necessary measures and actions, so as to comply with the issues raised by the Employer.

## EMPLOYERS FEEDBACK

Questions	Excellent	Good	Average	Below Average	Total
1) Innovativeness and creativity	10	14	00	00	24
2) Weightage given to Employability/ entrepreneurship/ Skill development	12	12	00	00	24
3) Weightage given to practical, field work component	08	16	00	00	24
4) Depth of the course content	09	14	01	00	24
5) Syllabus proved useful at workplace	11	13	00	00	24
6) Incorporation of component about development of ability to manage/ leadership qualities	06	17	01	00	24
7) Weightage given to Learning values (in terms of knowledge, concepts, manual skills, analytical abilities and broadening perspectives)	15	09	00	00	24
8) Quality, Clarity and relevance of textual reading / Reference material / Study material	11	12	01	00	24
9) Usage of Syllabus for developmental of human resource at your industry / workplace	12	12	00	00	24



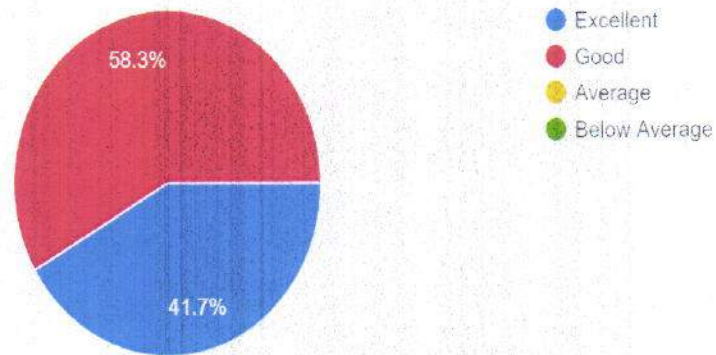
## EMPLOYERS FEEDBACK

### 1) Innovativeness and creativity

Innovativeness and creativity	Excellent	Good	Average	Below Average
%Response	41.7	58.3	00	00

#### 1) Innovativeness and creativity

24 responses

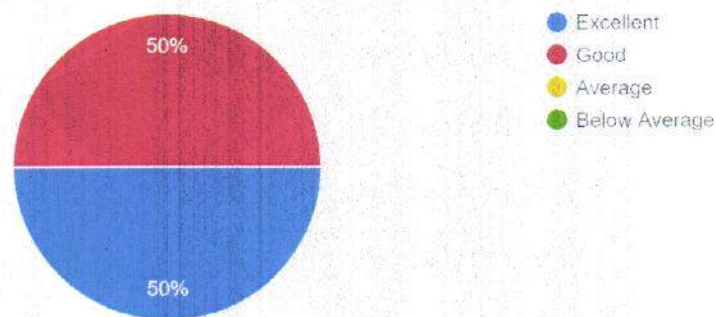


### 2. Weightage given to Employability/ entrepreneurship/ Skill development

Weightage given to Employability/ entrepreneurship/ Skill development	Excellent	Good	Average	Below Average
%Response	50.00	50.00	00	00

#### 2) Weightage given to Employability/ entrepreneurship/ Skill development

24 responses



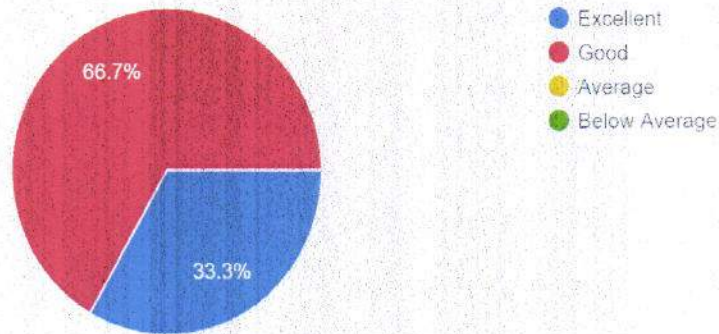


### 3.Weightage given to practical, field work component.

Weightage given to practical, field work component	Excellent	Good	Average	Below Average
%Response	33.30	66.70	00	00

#### 3) Weightage given to practical, field work component

24 responses

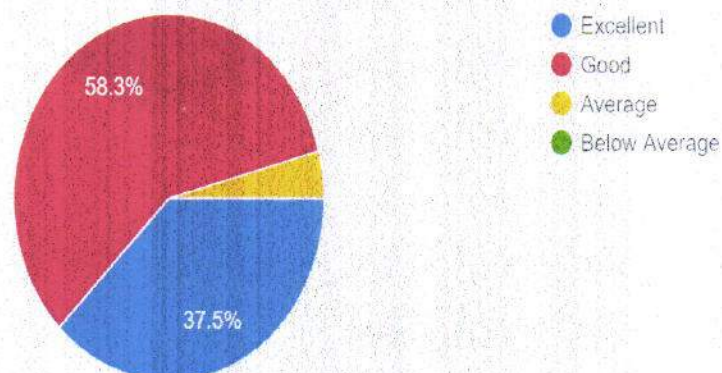


### 4.Depth of the course content

Depth of the course content	Excellent	Good	Average	Below Average
%Response	37.50	58.30	4.20	00

#### 4) Depth of the course content

24 responses

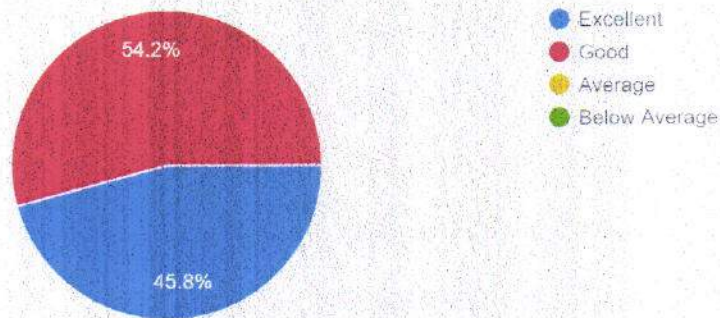




### 5. Syllabus proved useful at workplace

Syllabus proved useful at workplace	Excellent	Good	Average	Below Average
%Response	45.8	54.2	00	00

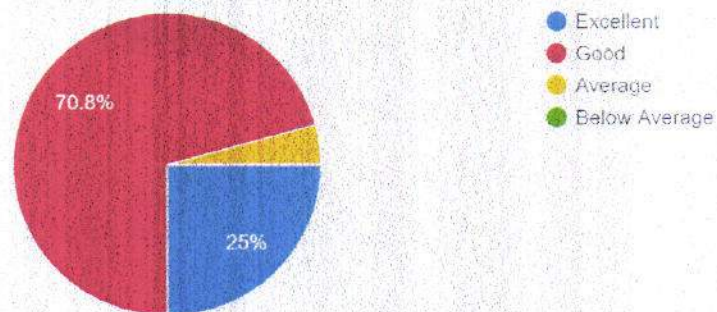
5) Syllabus proved useful at workplace  
24 responses



### 6. Incorporation of component about development of ability to manage/ leadership qualities.

Incorporation of component about development of ability to manage/ leadership qualities.	Excellent	Good	Average	Below Average
%Response	25.00	70.80	4.20	00

6) Incorporation of component about development of ability to manage/ leadership qualities  
24 responses



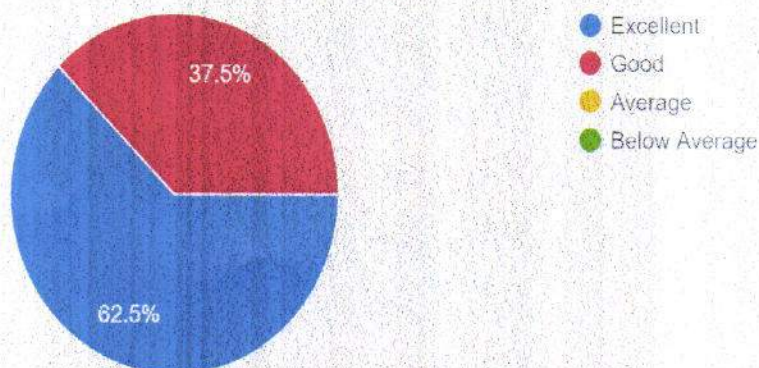


**7.Weightage given to Learning values (in terms of knowledge, concepts, manual skills, analyticalabilities and broadening perspectives)**

Weightage given to Learning values (in terms of knowledge, concepts, manual skills, analytical abilities and broadening perspectives)	Excellent	Good	Average	Below Average
<b>%Response</b>	<b>62.50</b>	<b>37.50</b>	<b>00</b>	<b>00</b>

7) Weightage given to Learning values (in terms of knowledge, concepts, manual skills, analytical abilities and broadening perspectives)

24 responses



**8) Quality, Clarity and relevance of textual reading / Reference material / Study material.**

Quality, Clarity and relevance of textual reading / Reference material / Study material.	Excellent	Good	Average	Below Average
<b>%Response</b>	<b>45.80</b>	<b>50.00</b>	<b>4.20</b>	<b>00</b>

8) Quality, Clarity and relevance of textual reading / Reference material / Study material

24 responses






9) Usage of Syllabus for developmental of human resource at your industry / workplace


Usage of Syllabus for developmental of human resource at your industry / workplace	Excellent	Good	Average	Below Average
%Response	50	50	00	00


9) Usage of Syllabus for developmental of human resource at your industry / workplace


24 responses



Overall Analysis : The overall analysis of feedback from employer reveals that the ability to achieve the set goals and manage relationship with fellow colleagues, commitment towards completing the task in time has been very good. They put emphasis on the development of leadership qualities and entrepreneurship and employability skills. More efforts will be made for students regarding career and placement guidance.

  
(Dr. Pratap M. Chauhan)  
Convener, Criterion - 1

  
(Dr. Mrs. S. R. Mishra)  
IQAR, Coordinator  
Director, IQAC

  
(Dr. M. G. Chandekar)  
Principal

V. M. Vasant Com., J. M. Thakar Arts & J. J. Patel Sc. College  
Wardhaman Nagar, Nagpur

VMV Commerce JMT Arts & JJP Science College  
Wardhaman Nagar, Nagpur



## Mechanism of Feedback :

1. A google form of questionnaire was created with questions pertaining to different aspects related to curriculum. This form was designed to invite feedback on curriculum from the stakeholders, i.e. Students, Teachers, alumni and Employer.
2. The HODs and the feedback committee formed a whatsapp group of students, class-wise. The link of google forms meant for feedback was sent on this whatsapp group of students though the HODs and feedback committee members.
3. The collected feedback was analysed by the committee and thereafter submitted to principal which was forwarded to the IQAC and feedback committee after thorough discussion, the action taken report was prepared.

(Dr. Pratap M. Chauhan)

Convener, Criterion – 1

*Smishra*  
(Dr. Mrs. S. R. Mishra)

IQAR, Coordinator  
Director, IQAC

V. M. Vasant Com., J. M. Thakar Arts  
& J. J. Patel Sc. College  
Wardhaman Nagar, Nagpur

(Dr. M. G. Chandekar)

Principal

Principal  
VMV Commerce JMT Arts &  
JJP Science College  
Wardhaman Nagar, Nagpur

न हि ज्ञानेन सदरां पवित्रमिह विद्यते

स्थापना १९९९